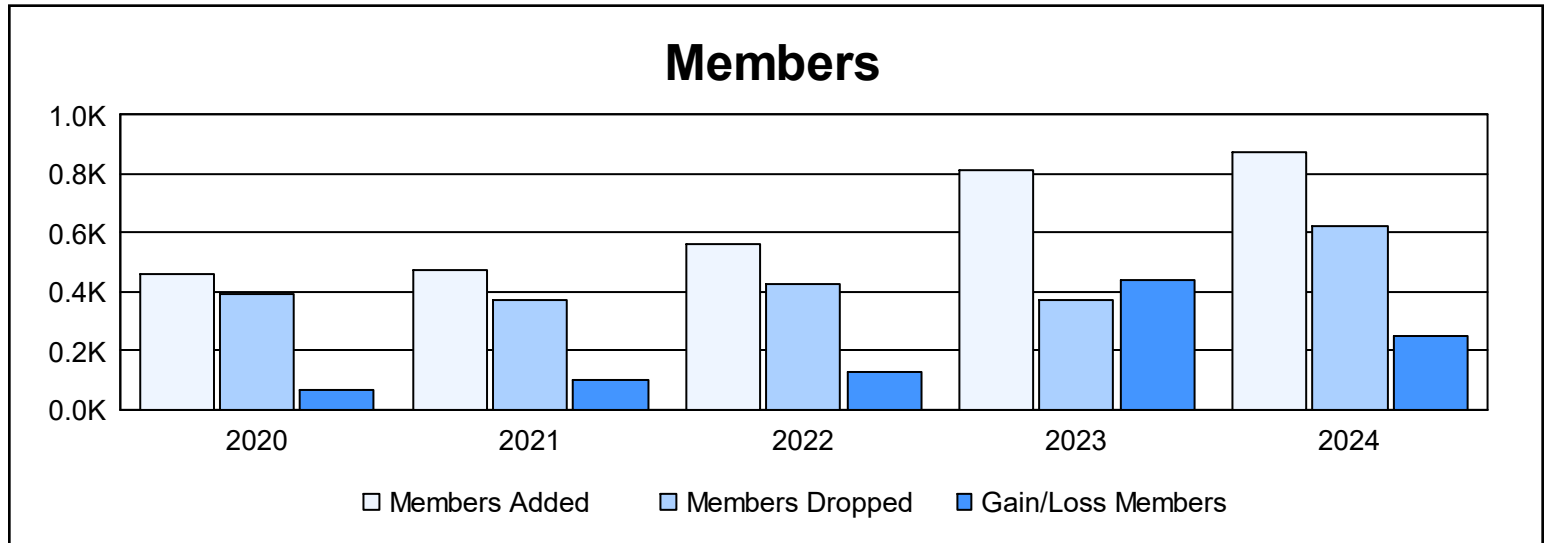
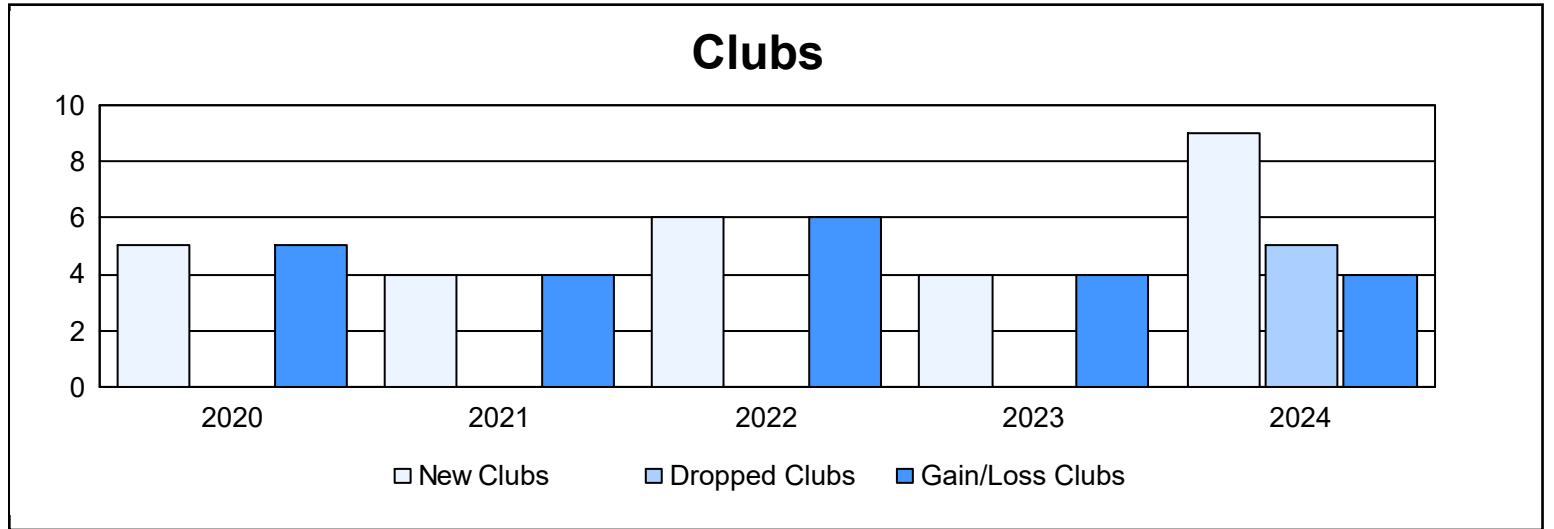
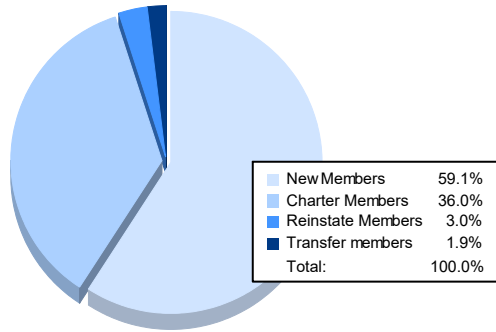


Year	New Clubs	Dropped Clubs	Gain/ Loss Clubs	New Members	Charter Members	Reinstate Members	Transfer Members	Total Member Added	Total Members Dropped	Gain/ Loss Members
2019-2020	5	0	5	280	138	35	9	462	392	70
2020-2021	4	0	4	280	138	48	8	474	373	101
2021-2022	6	0	6	292	236	27	4	559	428	131
2022-2023	4	0	4	584	203	23	5	815	372	443
2023-2024	9	5	4	516	314	26	17	873	625	248
<b>Average</b>	<b>6</b>	<b>1</b>	<b>5</b>	<b>390</b>	<b>206</b>	<b>32</b>	<b>9</b>	<b>637</b>	<b>438</b>	<b>199</b>



### Membership Composition June 2024 Cumulative



### Gender Composition June 2024 Cumulative

